

SMALL SIGNAL SCHOTTKY DIODE

VOLTAGE RANGE: 40V
CURRENT: 0.03 A

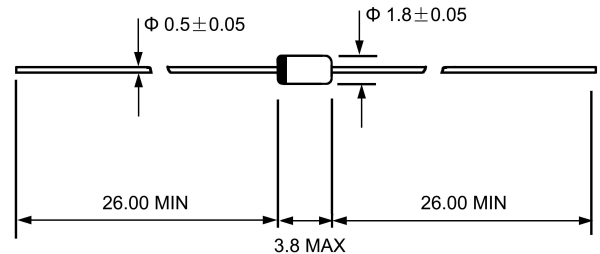
FEATURES

- ◇ Metal silicon junction majority carrier conduction
- ◇ High current capability, low forward voltage drop
- ◇ Extremely low reverse current I_R
- ◇ Ultra speed switching characteristics
- ◇ Small temperature coefficient of forward characteristics
- ◇ Satisfactory wave detection efficiency
- ◇ For use in RECORDER. TV. RADIO. TELEPHONE as detectors, super high speed switching circuits, small current rectifier

MECHANICAL DATA

- ◇ Case: JEDEC DO--35, glass case
- ◇ Polarity: Color band denotes cathode end
- ◇ Weight: Approx. 0.13 gram

DO - 35(GLASS)



Dimensions in millimeters

ABSOLUTE RATINGS(LIMITING VALUES)

Parameters	Symbols	Value	UNITS
		1N60	
Repetitive peak reverse voltage	V_{RRM}	40.0	V
Forward continuous current	I_F	30.0	mA
Peak forward surge current (t=1s)	I_{FSM}	150.0	mA
Storage and junction temperature range	T_{STG}/T_J	- 55 ---- + 150	°C
Maximum lead temperature for soldering during 10s at 4mm from case	T_L	230	°C

ELECTRICAL CHARACTERISTICS

Parameters	Symbols	Test Conditions	Value			UNITS
			Min.	Typ.	Max.	
Forward voltage	V_F	$I_F=1mA$		0.32	0.5	V
		$I_F=30mA$		0.65	1.0	
Reverse current	I_R	$V_R=15V$		0.1	0.5	μ A
Junction capacitance	C_J	$V_R=1V$ $f=1MHz$		2		pF
Detection efficiency (See FIG. 4)	η	$V_I=3V$ $f=30MHz$ $C_L=10pF$ $R_L=3.8K \Omega$		60.0		%
Reverse recovery time	t_{rr}	$I_F=I_R=10mA$ $t_{rr}=1mA$ $R_L=100 \Omega$			1	ns
Thermal resistance, junction to ambient	$R_{\theta JA}$			400		°C/W

FIG.1 – FORWARD CURRENT VERSUS FORWARD VOLTAGE (TYPICAL VALUES)

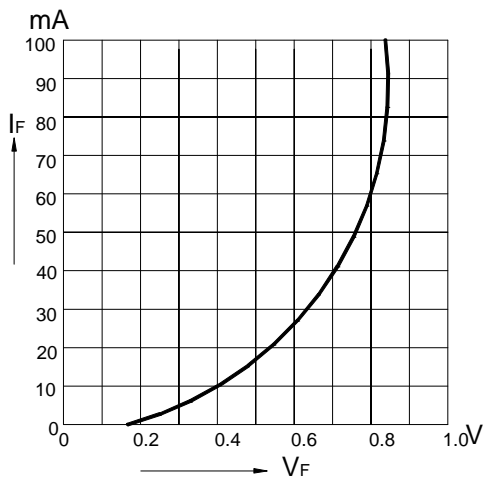


FIG.2 – REVERSE CURRENT VERSUS CONTINUOUS REVERSE VOLTAGE

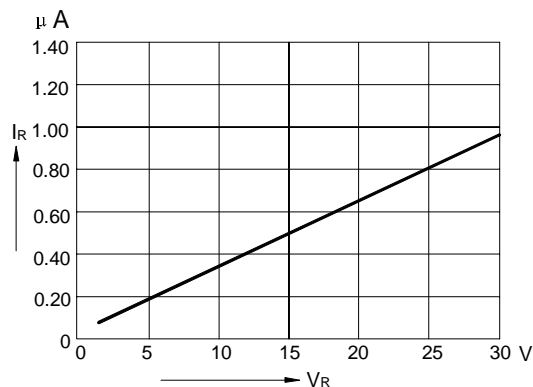


FIG.3 – JUNCTION CAPACITANCE VERSUS CONTINUOUS REVERSE APPLIED VOLTAGE

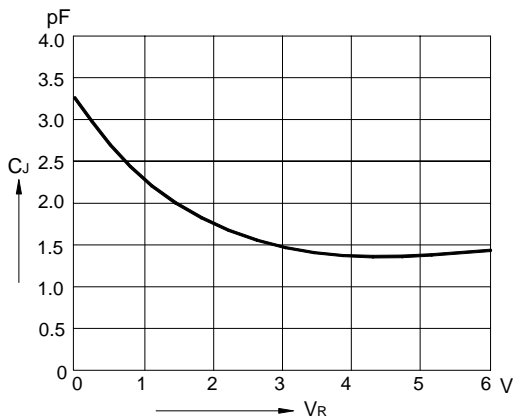


FIG.4 – DETECTION EFFICIENCY MEASUREMENT CIRCUIT

